



King

## Opis techniczny

---

### Meble

---

Siedzisko                      Pianka poliuretanowa, poduchy z wypełnieniem z pierza lub pianki

---

Konstrukcja                    Konstrukcja płytowa, podstawa niska — stopki tworzywowe, podstawa wysoka — stopki tworzywowe i cokół z czarnej melaminy; pasy tapicerskie

---

Wykończenie                    Tkanina, skóra

---

### Stoliki

---

Konstrukcja                    Płyta MDF lakierowana lub pokryta okleiną naturalną; elementy stalowe chromowane (KI/SO)





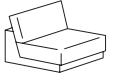


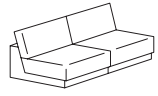

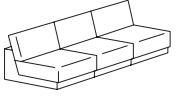
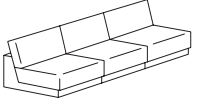
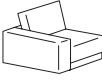
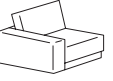
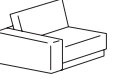
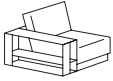
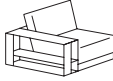
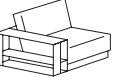








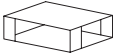
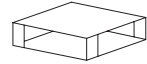
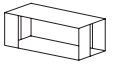

---

Błaty                                Płyta MDF lakierowana lub pokryta okleiną naturalną

**Noti.**



Szerokość × Głębokość × Wysokość × Wysokość siedziska (cm)

					
KI/PM 87 x 87 x 38	KI/PL 100 x 100 x 38	KI/1S 76 x 100 x 68 x 38	KI/1M 87 x 100 x 68 x 38	KI/1L 100 x 100 x 68 x 38	
					
KI/2S 146 x 100 x 68 x 38	KI/2M 174 x 100 x 68 x 38	KI/2L 200 x 100 x 68 x 38	KI/3S 219 x 100 x 68 x 38		
					
KI/3M 261 x 100 x 68 x 38	KI/3L 300 x 100 x 68 x 38	KI/NPS 100 x 100 x 68 x 38 L/P	KI/NPM 114 x 100 x 68 x 38 L/P	KI/NPL 127 x 100 x 68 x 38 L/P	
					
KI/NRS 100 x 100 x 68 x 38 L/P	KI/NRM 114 x 100 x 68 x 38 L/P	KI/NRL 127 x 100 x 68 x 38 L/P	KI/OM 87 x 180 x 68 x 38	KI/OL 100 x 180 x 68 x 38	
					
KI/S 15 x 97 x 48	KI/M 27 x 97 x 48	KI/L 35 x 97 x 36	KI/POL 100 x 28	KI/POM 87 x 28	KI/PZ 50 x 17
					
KI/SM 90 x 70 x 28	KI/SD 100 x 100 x 28	KI/RN 90 x 37 x 36	KI/SO 40 x 50		